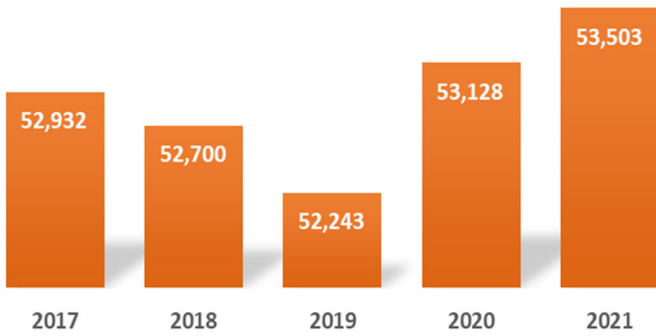


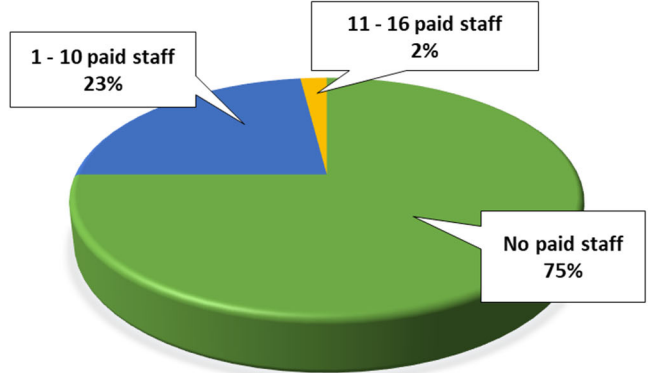
# WISCONSIN HISTORICAL SOCIETY—LOCAL HISTORY AFFILIATE REPORT 2021

Wisconsin Historical Society affiliates file an annual report with the Wisconsin Historical Society pursuant to WI Statute 44.03. Collected data provides a snapshot of trends for Wisconsin historical organizations, including in membership, staffing, budgets, and funding received.

COMBINED MEMBERSHIP OF 430 AFFILIATES



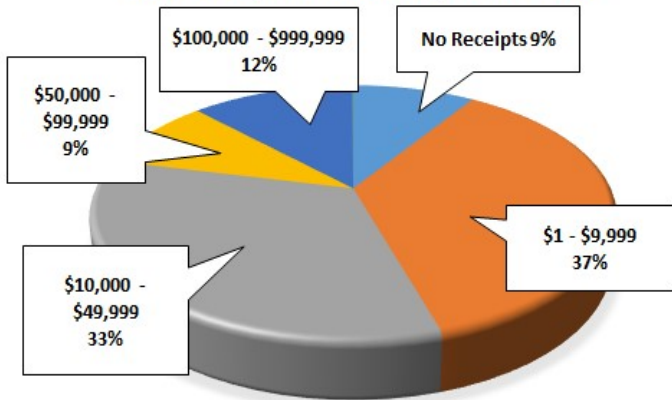
LOCAL HISTORY AFFILIATE STAFFING



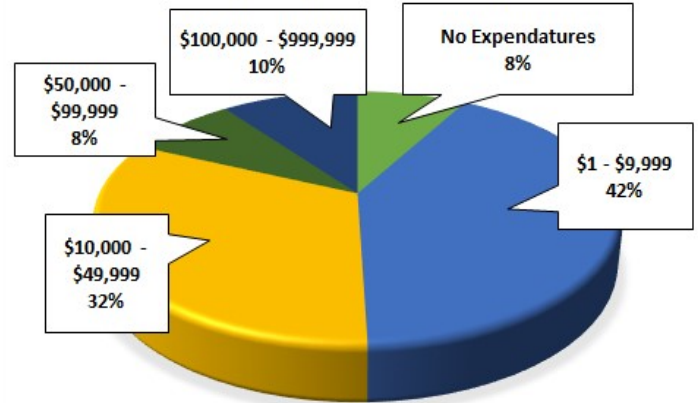
Membership of affiliates is on the rise.

Volunteers make up 75% of affiliates staff.

AVERAGE BUDGET RECEIPTS:  
ADMISSION, PROGRAMMING, FUNDRAISING

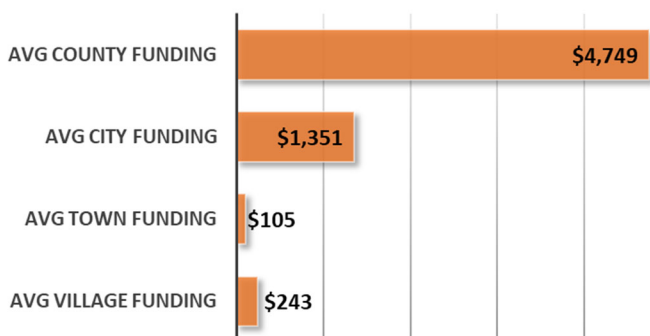


AVERAGE BUDGET EXPENDITURES:  
SUPPLIES, STAFF, PROGRAMMING, EVENTS



Nearly 80% of local history affiliate budget receipts are less than \$50,000 per year.

AVERAGE FUNDING RECEIVED



NEW LOCAL HISTORY AFFILIATES 2021

- CHALET OF THE GOLDEN FLEECE MUSEUM
- AUGUSTA HISTORICAL SOCIETY
- COUNTRY COON PRAIRIE CHURCH PRESERVATION INC
- FORT WINNEBAGO SURGEONS QUARTERS
- SUN PRAIRIE HISTORICAL LIBRARY AND MUSEUM
- GRAFTON HISTORICAL SOCIETY

Wisconsin counties, cities, towns, and villages provide funding to 32% of affiliates.

## Wisconsin Historical Society Outreach 2021

The Wisconsin Historical Society Outreach Team provided support to our affiliates & community partners including:

- Awarded more than \$11,000 to affiliates through our mini-grant program.
- Local History & Historic Preservation Conference attracted a record-setting 445 participants from 55 Wisconsin counties, 21 states, and the District of Columbia.
- Presented webinars on sharing women’s history and the Hmong refugee experience reaching a national audience.
- Provided 451 consultations to local history organizations.
- Installed 8 new historic markers.
- Co-hosted 65 Speakers Bureau talks.
- Shared our traveling exhibits with an audience of nearly 15,000 people.